

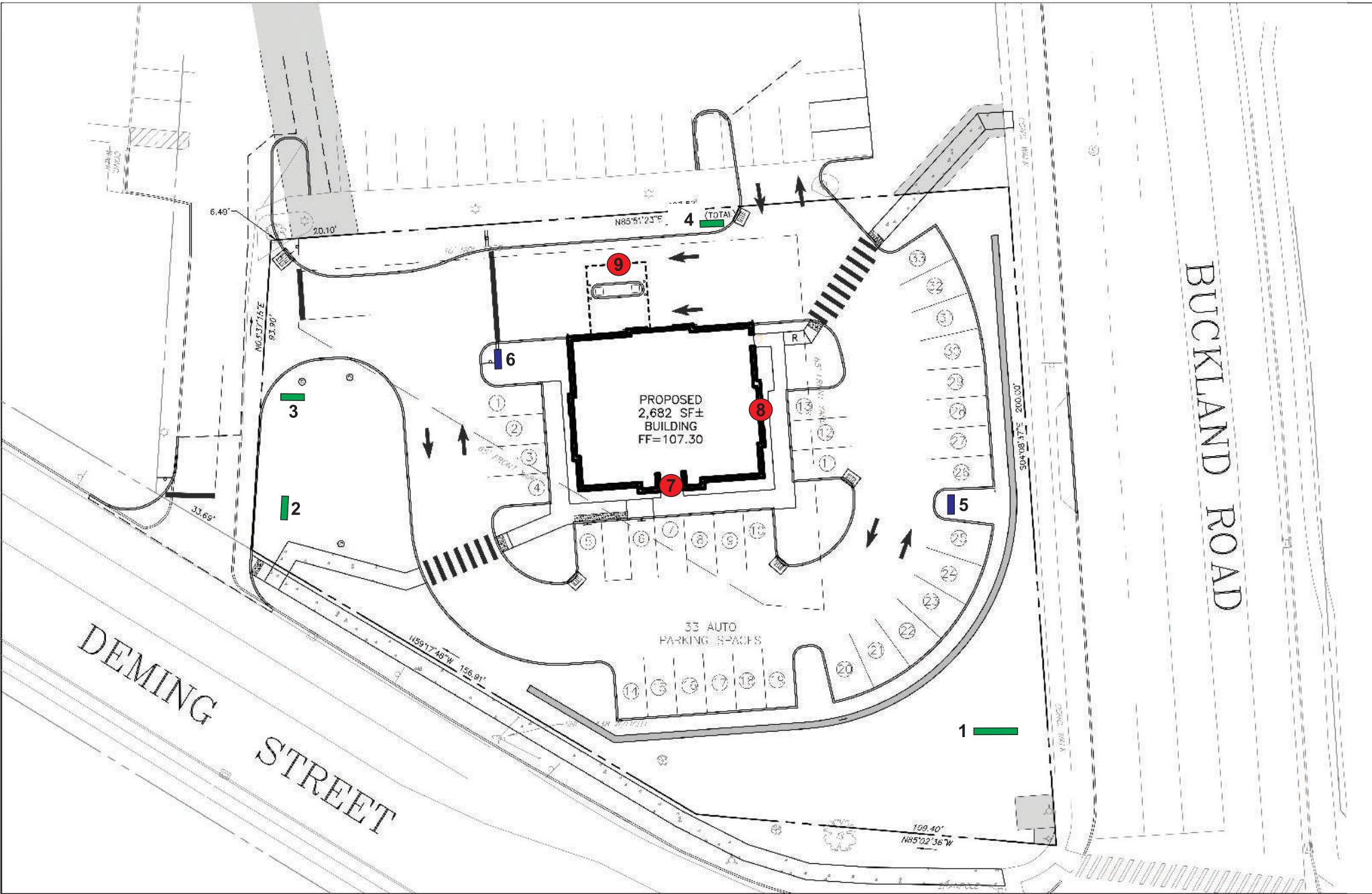
© 2020 Tecton Architects | p

## A5.10





Sign Location Plan



- 1 Freestanding Monument Sign
- 2 Secondary Freestanding Entrance Sign
- 3 Secondary Freestanding Entrance Sign
- 4 Secondary Freestanding Entrance Sign
- 5 Freestanding Directional Sign
- 6 Freestanding Directional Sign
- 7 Building Sign - South Elevation
- 8 Building Sign - East Elevation
- 9 Building Sign - North Elevation



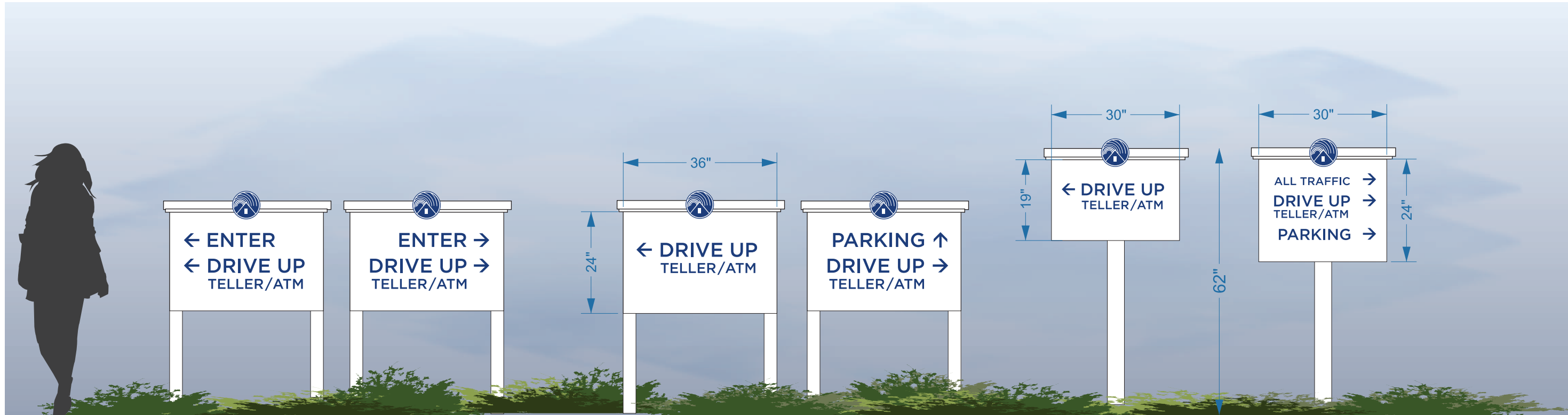
1  
**Elevation - Illuminated Monument Sign**  
Scale: 1/2" = 1'-0"

42 sq feet



1  
**Elevation - Illuminated Monument Sign**  
Scale: 1/2" = 1'-0"

42 sq feet



**Elevation - Directional Signs**  
Scale: 1/2" = 1'-0"

**CLEARANCE 8'-0"**

2 Qty Signs for Drive Thru Lanes

**Misc. Signs**  
Scale: 1" = 1'-0"

Windsor Federal	
Lobby & Drive up Hours	
Monday	9 - 5
Tuesday	9 - 5
Wednesday	9 - 5
Thursday	9 - 5
Friday	9 - 6
Saturday	9 - 12

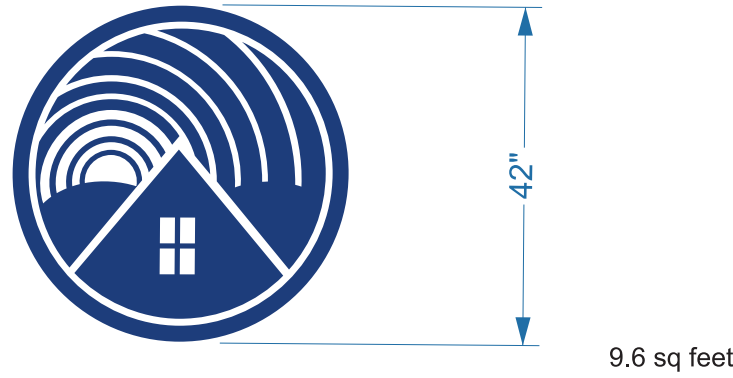
Windsor Federal	
Lobby & Drive up Hours	
Monday	9 - 5
Tuesday	9 - 5
Wednesday	9 - 5
Thursday	9 - 5
Friday	9 - 6
Saturday	9 - 12

Hours for glass entry door and drive up teller glass - hours & size to be confirmed





**7**  
**South Elevation - Option A**  
Scale: 1/8" = 1'-0"



9.6 sq feet

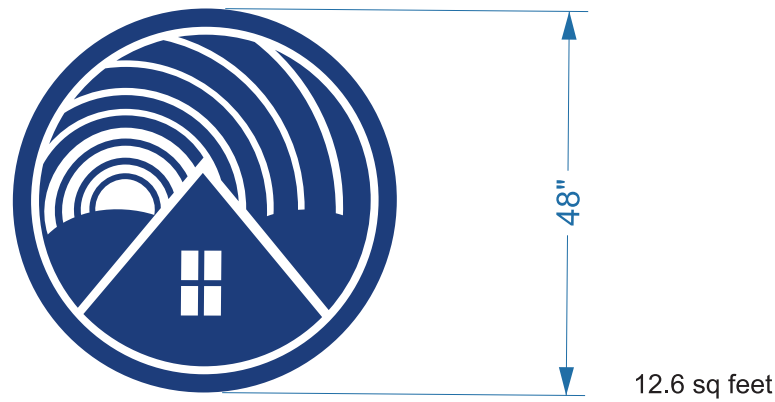
**Sign Detail**  
Scale: 1/2" = 1'-0"

**Windsor Federal**

18"  
16.3 sq feet



**8**  
**East Elevation**  
Scale: 1/8" = 1'-0"



12.6 sq feet

**Sign Detail**  
Scale: 1/2" = 1'-0"

**Windsor Federal**

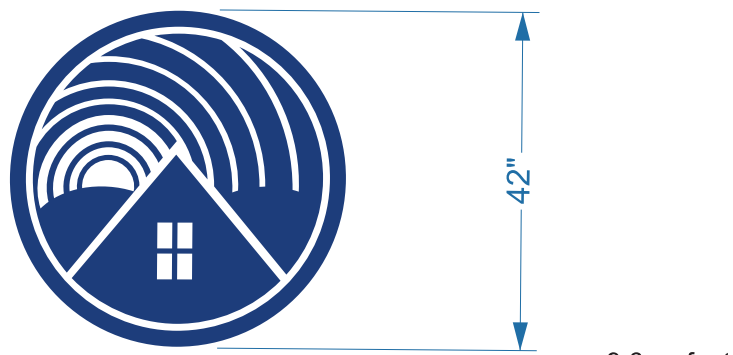
20.5"  
24.4 sq feet



Lighting Detail



**9**  
**North Elevation**  
Scale: 1/8" = 1'-0"



9.6 sq feet

**Sign Detail**  
Scale: 1/2" = 1'-0"

**Windsor Federal**

22"  
24.3 sq feet

