




















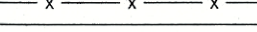
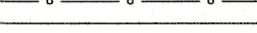
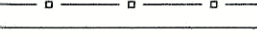











[illegible]

LEGEND	
EXISTING	DESCRIPTION
COMMUNICATION  	OVERHEAD COMM. LINES (CABLE, TEL., ETC.) APPROX. UNDERGROUND COMMUNICATION LINES
DOMESTIC WATER    	APPROX. WATER MAIN APPROX. WATER SERVICE WATER VALVE FIRE HYDRANT
NATURAL GAS   	GAS VALVE APPROX. GAS MAIN APPROX. GAS SERVICE LINE
POWER     	ELECTRICAL LINES, OVERHEAD APPROX. ELECTRICAL LINES, UNDERGROUND UTILITY POLE UTILITY POLE WITH LIGHT UTILITY POLE WITH TRANSFORMER
PROPERTY     	PROPERTY LINE EASEMENT LINE IRON PIPE IRON ROD MONUMENT
SITE FEATURES       	EDGE OF WATER BARBED WIRE FENCE CHAIN LINK FENCE STOCKADE FENCE STONE WALL TREE TREE LINE
SANITARY SEWER   	APPROX. SANITARY SEWER MAIN APPROX. SANITARY SEWER SERVICE LINE SANITARY SEWER MANHOLE SEWER CLEAN OUT
STORM SEWER   	APPROX. STORM DRAIN PIPE STORM DRAIN MANHOLE CATCH BASIN
TOPOGRAPHY  	CONTOUR SPOT ELEVATION
	WETLANDS LINE

[illegible]